

Image: 1

Getting to the hotel from the airport:

*When reading this page, please refer to Image: 1 on your right.

You will start from **Customs**. Make your way to **DSB** and purchase your ticket.

***Please note: The machines only accept coins and all major credit cards. When asked where you will be going, choose Copenhagen Central Station (København H) (3 zones). Please keep your printed ticket (and receipt).**

Next, make your way to **Train to Copenhagen**. The train you want is Öresundståg, 029, IC, or ICL. Either three will get you to the next location.

Take the train to Copenhagen Central Station (København H).

Go up the escalator to the Central Station and head toward the exit on your left hand side.

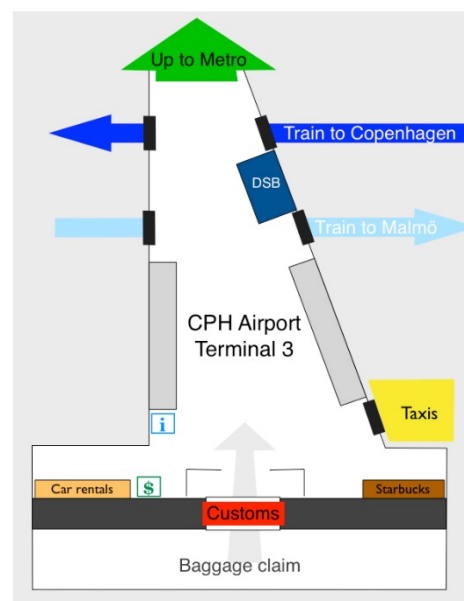
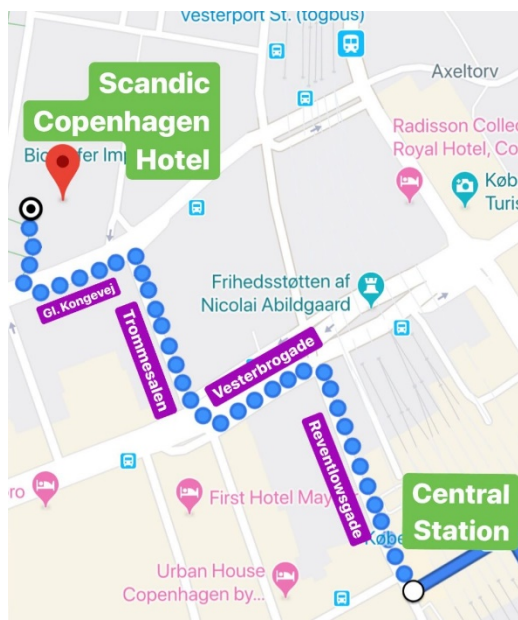


Image: 2



Please refer to Image 2 when reading the following directions:

This exit will put you on Reventlowsgade. As you exit the door, turn to your right.

When you get to Vesterbrogade turn to your left and cross the street to Trommesalen.

Once you reach the end of Trommesalen turn to your left onto Gl. Kongevej.

The Scandic Hotel will be on the opposite side of the road.

Hotel:

[Scandic Copenhagen](#)

Vester Søgade 6
København
+45 33 14 35 35

Please check in by using your name. We will pay all of the rooms if you are representing a reimbursed NRL. If you are not, please pay at check in/out. If there are any problems, please contact Helen Fodnæss at either, +4521429178 or +4552818804.

Meals:

Breakfast is provided at the hotel on the 10th and 11th. You will also get lunch both days of the workshop and a dinner on the 10th at a restaurant nearby. More information to follow.

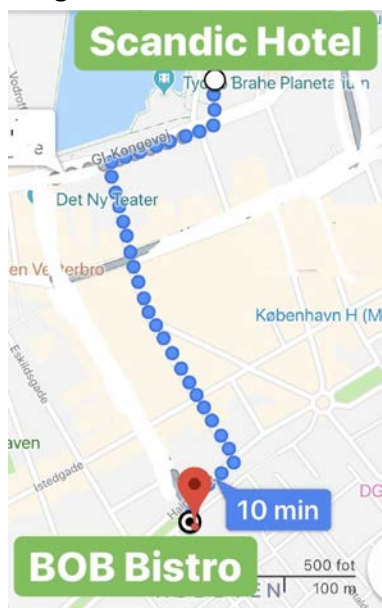
Evening of the 9th:

The welcome reception will take place at the Scandic Hotel. Please ask the desk when you arrive where it will exactly be. Food and drinks will be served from 19:00-20:30.

On the 10th:

In the morning, we will begin by registering everyone and having everyone sign-in. There will be two coffee breaks and a lunch during the day. After the workshop is complete for the day, there will be some down time before dinner. We will be meeting in the lobby and walk to the dinner location together. The walk should only take around 10 minutes.

Image 3: Location of dinner from Scandic Hotel



Dinner on the 10th: Dinner will be at BOB BISTRO Restaurant where you will be served a three-course menu (with wine). The restaurant is located in the popular Meat Packing District of Copenhagen so you are welcome to go out and explore after the dinner.

[BOB Bistro Restaurant](#)

Halmtorvet 19
1700 København
+45 33 31 20 00

On the 11th:

The workshop will take place in the same room as the day before. I suggest you bring your bags to the workshop room since check-out is at 12:00 (at the latest) or ask the front desk if they can hold it for you. After lunch, the workshop will be done and you are free to stay in the city or head back to the airport via public transportation. To make it easy, I suggest you go back to the airport the same way you came. If you need help navigating into the city center from the Scandic I will be happy to help and answer any questions you have.

Tentative program: you will get a program on the day of the workshop

Day 1 – Thursday, October 10th at Scandic Hotel

Start	Title	Speaker
08:30	Registration	
09:00	Welcome and general information	Arvid Fromberg, EURL-PC
	Short introduction of the EURL-PC	EURL-PC team
	Short introduction of NRLs (no slides)	NRLs
	PAH	
	EURL-PC PT-2019-2 PAH in food supplement	Lene Duedahl-Olesen, EURL-PC
	HUPsSE, a fast efficient extraction method for PAH in food	Martin Kaminski, BVL Department 5, Germany
10:30	Coffee and cake break (picture)	all
11:00	Determination of PAHs by LC: going beyond FLD	Alin Constantin Ionas, EURL-PC
	Furan and alkylated furans	
	EURL-PC PT-2019-3 Furan, 2- and 3-methylfuran	Arvid Fromberg, EURL-PC
	Analytical method for furans	Arvid Fromberg, EURL-PC
12:00	Lunch at Scandic Hotel	all
13:00	Analytical challenges within the PC area (Discussion)	all
14:00	Commission	
	News from the Commission	Frans Verstraete, DG Sante
15:00	Coffee and cake break	all
15:30	Acrylamide	
	EURL-PC PT-2019-3 Acrylamide in coffee	Kit Granby, EURL-PC
	Acrylamide methods including APCI vs. electrospray	Kit Granby, EURL-PC
	Determination of acrylamide	Chris Griffon, Dublin Public Analysts Laboratory, Ireland
	Management of acrylamide analysis in foodstuffs: A Belgian point of view	Philippe Szternfeld, Sciensano, Belgium
	Acrylamide in coffee, formation and mitigation aspects	Kit Granby, EURL-PC
	Domestic cooking of olives	Lene Duedahl-Olesen, EURL-PC
	End of day 1	
	Meet in hotel lobby and walking to the restaurant	all
	Workshop dinner	all

Day 2 – Friday, October 11th at Scandic Hotel

Start	Title	Speaker
09:00	Coffee	all
09:15	Training Expanded Uncertainty	Mikael Pedersen, EURL-PC
10:15	Update of QC documents	Arvid Fromberg, EURL-PC
	<i>Processing Contaminants</i>	
	The web-tool for reporting results	Arvid Fromberg, EURL-PC
	Results from the survey	Arvid Fromberg, EURL-PC
	MCPD and Glycidyl Esters in various food commodities	Khanh Hoang Nguyen, EURL-PC
	EURL-PC PTs, Ring trail and training 2020	EURL-PC
	Acrylamide training 2020	Kit Granby, EURL-PC
	PTs offered for official Labs (Discussion)	all
	Evaluation and future needs	all
12:15	Lunch at Scandic Hotel	
13:00	End of the workshop	all

Important contacts:

[Scandic Copenhagen](#)

Vester Søgade 6
 København
 +45 33 14 35 35

Just in case...

Helen Fodnæss:

Work: +45 21 42 91 78

Mobile: +45 52 81 88 04

E-mail: helf@food.dtu.dk

**I recommend printing this letter out or saving it on your smart phone so you can refer back to it while traveling to Copenhagen and during the workshop.

Safe travels and see you at the reception on the 9th!

Kind regards,

Helen